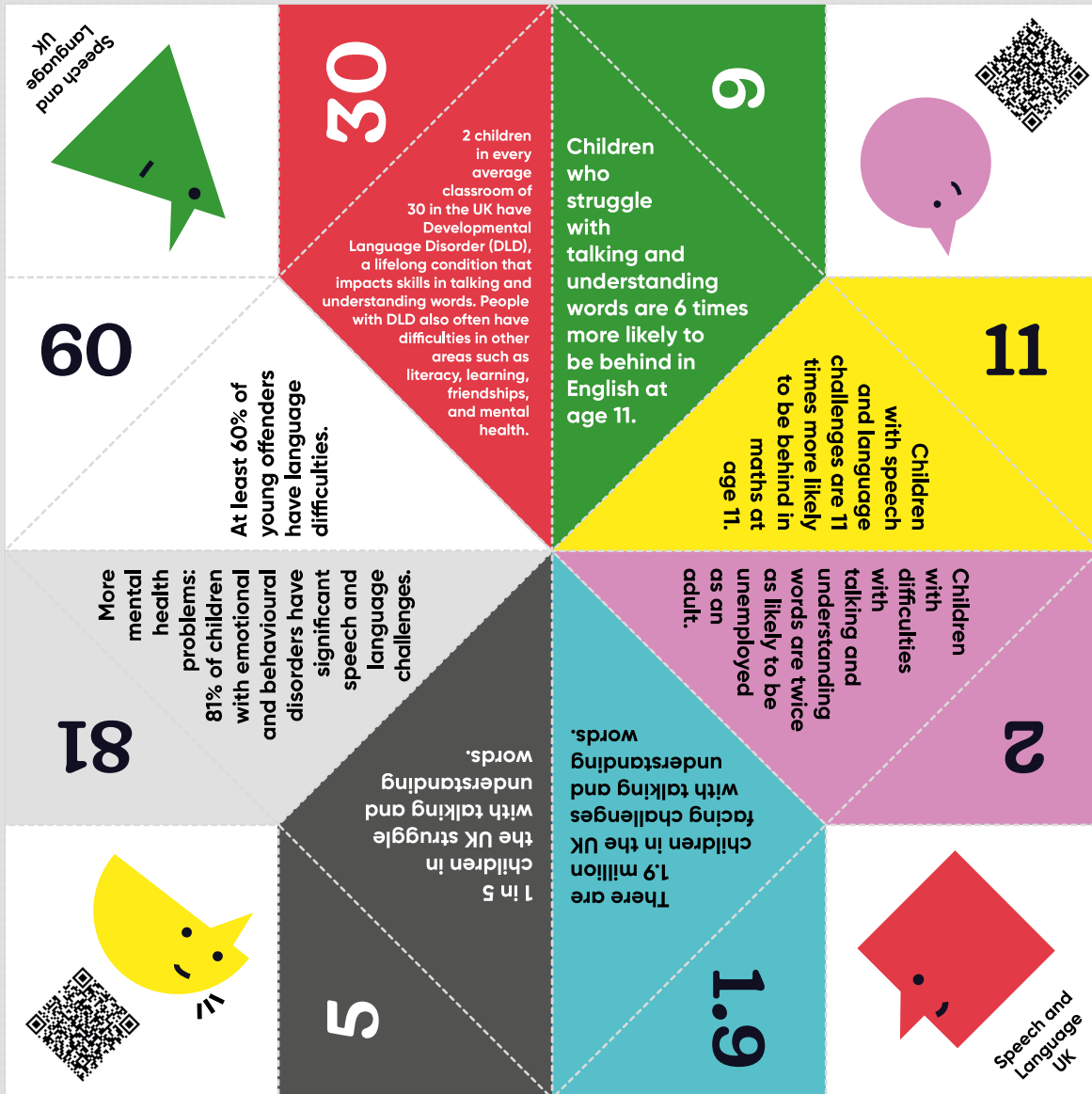








Chatterbox template



Cut out the square above then follow the instructions to create your chatterbox on the next page

Chatterbox template


 <p>Speech and Language UK</p>	<p>30</p> <p>2 children in every average classroom of 30 in the UK have Developmental Language Disorder (DLD), a lifelong condition that impacts skills in talking and understanding words. People with DLD also often have difficulties in other areas such as literacy, learning, friendships, and mental health.</p>	<p>6</p> <p>Children who struggle with talking and understanding words are 6 times more likely to be behind in English at age 11.</p>	 
<p>60</p> <p>At least 60% of young offenders have language difficulties.</p>	<p>More mental health problems: 81% of children with emotional and behavioural disorders have significant speech and language challenges.</p>	<p>11</p> <p>Children with speech and language challenges are 11 times more likely to be behind in maths at age 11.</p>	<p>11</p> <p>Children with difficulties with talking and understanding words are twice as likely to be unemployed as an adult.</p>
<p>81</p>	<p>1 in 5 children in the UK struggle with talking and understanding words.</p>	<p>2</p> <p>There are 1.9 million children in the UK facing challenges with talking and understanding words.</p>	<p>2</p>
 	<p>5</p>	<p>1.9</p>	 <p>Speech and Language UK</p>

Cut out the square above then follow the instructions to create your chatterbox on the next page

Instructions to create your chatterbox


1

Fold each corner to the opposite corner.



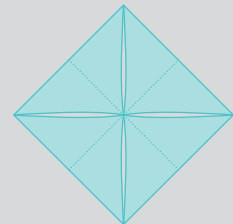
2

Fold all corners to the centre of the paper.



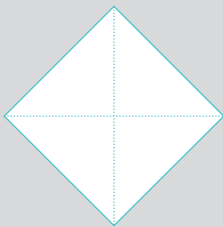
3

Now your paper should look like this.



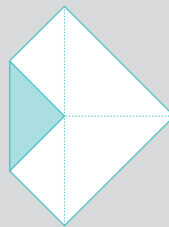
4

Now turn your paper over so the folds you just made are face down.



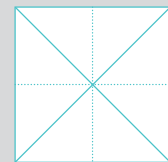
5

Fold all corners to the centre of the paper.



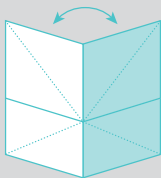
6

Your paper should look something like this.



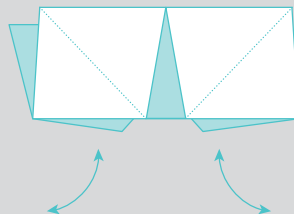
7

Now fold your paper in half vertically and horizontally.



8

Place a thumb and index finger under each character and squeeze them together in the middle.



9

Finished!

